

Welcome to

The Zoom logo, consisting of the word "zoom" in a lowercase, blue, sans-serif font.

microphone, mute, video, audio, call, more features

Microphone

Microphone on= I *can* hear you.




Microphone off (Mute) = I *cannot* hear you




Video

Video on = I see you.



Video off = I *cannot see* you.



Join zoom from your computer

1.

Join Zoom Meeting

<https://zoom.us/j/118346772>

Click the Zoom link that your teacher sent to you

2.

Open Zoom Meetings?

https://us05web.zoom.us wants to open this application.

Always allow us05web.zoom.us to open links of this type in the associated app

Open Zoom Meetings

Cancel

Click "Open Zoom Meeting"

3.

Join with Video

Join without Video

Click "Join with Video"

4.

Join with Computer Audio

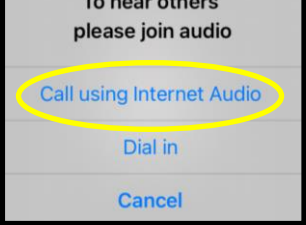
Test Speaker and microphone

Click "Join with Computer Audio"

Join Zoom from your phone

1. Make sure you have the Zoom app downloaded on your phone.

2.  Click the Zoom link that your teacher sent to your email.

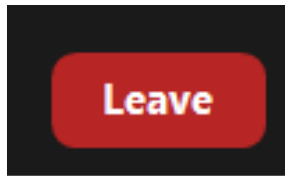
3.  The Zoom meeting will open with this box. Click "Call using Internet Audio"

4.  Click the camera icon to turn your computer on.

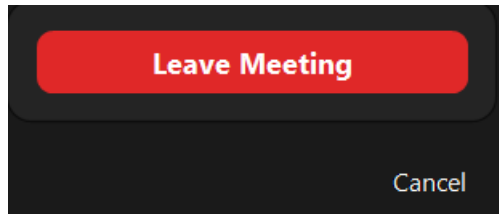
Leave Meeting

Leave the virtual meeting

Phone



Computer

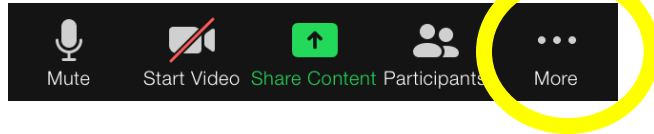


zoom Chat

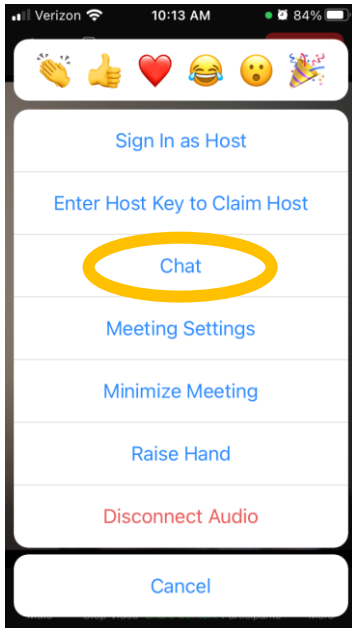
Chat = send instant messages during the meeting.

Phone


1. Click "More"



2. Click "Chat"

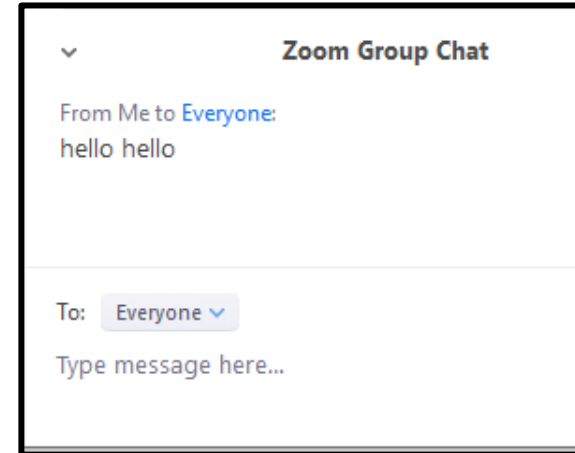


4. Click here to close the chat and go back to the video.

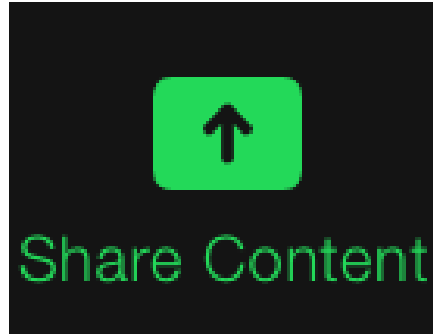


3. Click here to type a message to send to your class.

Computer



Share your Screen

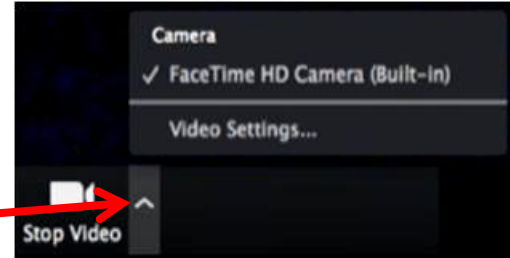
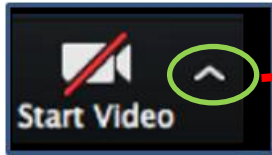


**Please check with your teacher to
give you permission to share your
screen.**

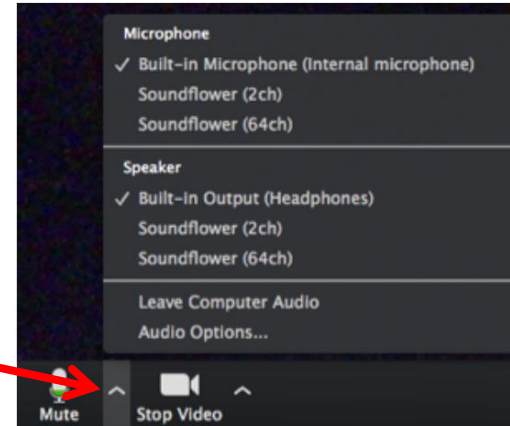
Arrows in Zoom



Arrow by Video = choose which video camera you want to use .



Arrow by microphone = choose which microphone and speaker settings you want to use



Review

zoom Review



- Microphone:** mute/unmute your microphone
- Video:** start/stop your device webcam which allows other participants to see you
- Chat (chat bubble):** join the chat discussion, pose questions, and exchange communication
- Call:** Allows you to pick up and hang up calls.
- Audio/Video setting:** Allows you to alter your microphone and camera settings
- Leave Meeting:** at the end of the online class leaving the meeting