



WAKE || TECH

Lead the way.

Radiography Information Session

Welcome

You were referred to this information session because you are interested in our Radiography program.



Why is the info session important?



This Photo by Unknown Author is licensed under [CC BY-SA](#)

If you are planning on applying to Wake Tech's Radiography program, you need to know there are Radiography program-specific admission requirements.

Being accepted into the Radiography program is not as simple and easy as applying to the college.

First... Be a Wake Tech Student



Become a student at Wake Tech by completing the application process at apply.waketech.edu

Submit official copies of transcripts from GED/high school and all previously attended Colleges/Universities to transcripts@waketech.edu. Once received, your file will be reviewed for admission and course placement.

Complete the Test of Understanding with a grade of 100% or better.

Email us at hsadvising@waketech.edu to let us know when everything has been completed.

Pre-Radiography status

Once everything has been completed, your major can be pre-Radiography student.

What does pre-Radiography mean? This means you are now accepted at Wake Tech as a student and can register for classes working towards entry into our Radiography program.

- College transcripts can be officially evaluated for transfer credit
- You can register for the general education classes
- Your advisor will be any of the Admission/Academic Advisors who specialize in health science program admissions.

Transfer credit



Wake Tech only evaluates official transcripts.

- **Advisors do NOT award transfer credits.**
- It is the student's responsibility to follow up with Student Records for transfer credit.
- If you have questions/concerns about transfer credits, please email tranevalreq@waketech.edu.

A transcript review can take 3–4 weeks to process after you have been accepted as a student, not from the time you submitted your transcripts.

Students may be required to submit a course syllabus if additional information is needed.

Please note for BIO and MAT classes – Wake Tech may award credit, but if the BIO classes are more than 5 years old or the MAT class is more than 10 years old, the Radiography program will not accept them.

Pre-Radiography Student

Activate your student account.

Activate your student email.

If first time attending college, complete New Student Orientation (orientation.waketech.edu)

If taking Online courses, complete the eLearning intro assessment at eli.waketech.edu

When your assigned registration date begins, register for general education courses

You can NOT register/take RAD classes

- Competitive admission process
- Accept 20 - 24 students in the Fall and in the Spring



Associate Degree in Radiography

General Education courses	Radiography Courses as of 2023*
<ul style="list-style-type: none">• ENG 111: Writing and Inquiry• ENG 112: Writing/Research in the Disc• PSY 150: General Psychology• Hum. Elective ART, DRA, HUM, MUS, PHI, REL• *BIO 163: Basic Anatomy and Physiology• *MAT 110: Math Measurement and Literacy or higher <p>*BIO 163 must be completed within 5 years of first RAD course.</p> <p>*MAT 110 course must be within 10 years of first RAD course.</p>	<ul style="list-style-type: none">• RAD 110: RAD Intro & Patient Care• RAD 111: RAD Procedures I• RAD 151: RAD Clinical Ed I• RAD 112: RAD Procedures II• RAD 121: Image Production I• RAD 161: RAD Clinical Ed II• RAD 122: Image Production II• RAD 141: Radiation Safety• RAD 171: RAD Clinical Ed III• RAD 181: RAD Clinical Elective• RAD 211: RAD Procedures III• RAD 231: Image Production III• RAD 251: RAD clinical Ed IV• RAD 261: RAD Clinical Ed V• RAD 271: Radiography Capstone <p>*Check catalog for current RAD Program of Study</p>

Prerequisites

- Based on high school gpa or transfer credit, you may or may not need to take prerequisite classes.
- Below are some courses that have the Precurriculum courses as a pre-requisite

Pre-requisite	Course
MAT-003 and ENG-002	CHM 090 or BIO 110
Chemistry or BIO 110	BIO 163
ENG-002	ENG 111, PSY 150, HUM elec.
MAT 003	MAT 110

Not sure what classes you need

- Schedule an appointment with a Health Sciences Admissions/Academic Advisor
 - Go to advising.waketech.edu
 - Click “Health Sciences Virtual Appts”
 - Schedule an advising appointment
- Remember advisors can best assist you if you have submitted any college transcripts. If you schedule an advising appointment before your transcripts have been received, we won’t know what classes you have completed.

Applying for RAD classes

To apply to take the RAD courses, you must complete the following:

1. Demonstrate Reading/English proficiency (ENG 111)
2. Demonstrate Math proficiency (MAT 110)
3. Demonstrate Science proficiency (BIO 163)
4. Be Certified Nurse Aide I (active and listed on registry)
5. Complete ATI TEAS exam
6. Submit RAD program application before deadline

Nurse Aide I



To be eligible to submit the program application, students must be listed on the NC Nurse Aide Registry, <https://ncnar.ncdhhs.gov>, as a Nurse Aide I by the program application deadline and the listing must stay current through the first day of RAD classes.

- To verify, students will need to submit a copy of their NC Nurse Aide registry listing with the program application.
- The only exception is if a student is already a NA 2 or an LPN. You will need to submit verification of your listing from the NC Board of Nursing. Must be current.


Wake Tech's Workforce Continuing Education Division offers a Nurse Aide class. The registration process is done online at <http://nurseaide.waketech.edu/>. Please note the registration cost will not be covered by financial aid.

Complete a Nurse Aide training program at any state-approved facility. List is at the NC Nurse Aide registry webpage.


The Nurse Aide requirements may continue to change. We recommend checking with a Health Sciences Admission/Academic Advisor for the latest Nurse Aide requirements.

NC HCPR: Verify Registry Listings x +

ncnar.ncdhhs.gov/verify_listings1.jsp



N.C. Department of Health and Human Services
Division of Health Service Regulation
Health Care Personnel Registry Section



NC DEPARTMENT OF
HEALTH AND HUMAN SERVICES

[Home](#) | [Education Office](#) | [About Us](#)

Verify Registry Listings

[Data Provided by this Search Page](#)
[Confirmation Numbers](#)
[Start Registry Verification](#)
[Verify Home Care Aide Specialty Training](#)
[Who Must Access Registry Verification](#)
[Work Restrictions](#)

Data Provided by this Search Page

This page searches and provides verification directly from these North Carolina registries:

- N.C. Nurse Aide I Registry
- N.C. Medication Aide Registry for Nursing Homes
- N.C. Geriatric Aide Registry
- N.C. Health Care Personnel Registry
- Home Care Aide Specialty Training

We update these databases regularly. Re-check this site as often as you feel necessary to assure you have the most current data. **The information on this page was last updated 02/08/2023.**

Note: This site lists [pending investigations](#) and [substantiated findings](#) on the Health Care Personnel Registry in shortened form. For evidence summaries, hearing, or rebuttal statements, please contact the [Health Care Personnel Investigations Section](#).

Confirmation Numbers

Health care facility employers must keep a record of accessing the registries in their business files. This site gives an original confirmation number with every search. It is date and time specific. The confirmation number is the employer's proof of access.


Start Registry Verification

1. Enter up to 4 SSNs (last 4 digits only) with first and last name to verify. **Use only SSNs. Individual Taxpayer Identification Numbers (ITINs) are not SSNs and will not return valid search results on this page.** Use the TAB key to move through the fields.
2. Enter your email address in this space if you want to [receive email notices of registry status changes during the next 12 months](#) (applies to the SSNs in this search only):
3. Click the Submit Request button to start the look up.
4. Always check for matching health care personnel names on the search result page.
5. Record the confirmation number (or print the verification results) for your business files.

Enter up to 4 SSNs + first and last name to verify (last 4-digit SSN per box):

Max Length 4	Max Length 12	Max Length 18
Last 4 of social <input type="text"/>	First Name <input type="text"/>	Last Name <input type="text"/>
Last 4 of social <input type="text"/>	First Name <input type="text"/>	Last Name <input type="text"/>
Last 4 of social <input type="text"/>	First Name <input type="text"/>	Last Name <input type="text"/>
Last 4 of social <input type="text"/>	First Name <input type="text"/>	Last Name <input type="text"/>

Here's an example of a listing on the NC Nurse Aide registry. Students must submit their Nurse Aide verification with their program application. Make sure when planning classes, you also plan time to complete a state-approved Nurse Aide training program and have time to take the written exam and skills exam to be listed on the NC Nurse Aide registry.



NORTH CAROLINA

Nurse Aide I Registry

Medication Aide Registry

Health Care Personnel Registry

Verification of Listing/Search Results:

The following individual is listed on the Nurse Aide I Registry with no substantiated finding of resident abuse, resident neglect or misappropriation of resident property in a Nursing Facility:

Name: Bunny, Easter
Social Security Number: XXX-XX-1234
Nurse Aide I Listing Number: 11111
Original Test Date: 04/01/1996
Listing Expiration Date: this date must be current and stay current

The requested individual is not listed as a North Carolina Medication Aide on the North Carolina Medication Aide Registry. This verification does not apply to Medication Aides working in Adult Care Homes. Employers of Medication Aides working in Adult Care Homes must verify listing at <https://mats.ncdhhs.gov/>.

Name:
Social Security Number:

The requested individual is not listed on the Health Care Personnel Registry.

Name:
Social Security Number:

Common questions with Nurse Aide (CNA)

- I am in health care already. Do I still have to be a Nurse Aide?
 - Yes. You can check with the NC Nurse Aide registry to see if they have any challenge exams. Bottomline, you need to show that you are on the registry.
- I can't register for the Nurse Aide class. What do I do?
 - If you are taking the Nurse Aide class at Wake Tech, you do not register for the class using the normal registration system, Self-Service. Our Nurse Aide classes are taught through WCE. The direct webpage is **nurseaide.waketech.edu**
- I will complete the Nurse Aide class by the application deadline. Can I still apply?
 - No, you cannot apply. **You must be listed on the NC Nurse Aide registry by the application deadline.** To be on the registry, you must complete a state-approved Nurse Aide training program, pass a state written exam, and pass a state skills exam.



ATI TEAS– Test of Essential Academic Skills

The ATI TEAS is a timed exam developed to measure essential skills in the academic areas of reading, mathematics, science and English. The highest score in each area will be used in calculating the Composite Score.

Official scores must be sent to Wake Tech via atitesting.com by the application deadline

Retest policy - May only test twice per calendar year with 30 days between tests.

The TEAS must be taken within 3 years of the Radiography application deadline.

We accept the ATI TEAS V version and above.

63 -70 %	71 - 80 %	81 - 90 %	91 % or higher
3 points	6 points	12 points	20 points

Why are TEAS scores important?

- They award points. Besides for your grades, you can earn points in the competitive process based on your TEAS composite score.

What does Superscoring mean?

Test date	Reading	Math	Science	English
June 2021	72	81	62	49
Dec 2021	72	100	88	63
March 2022	77	94	77	52
July 2022	69	71	49	77
January 2023	71	84	89	89

Please note that you will have to pay ATI to send us test scores to us.

I submitted the program application, so how do I begin RAD classes?

- Radiography is a limited enrollment program with a selective admission process based on a point system
- We do not have a wait list!
- Entry into the RAD classes is a competitive process. There is **NO GUARANTEE** that you will be accepted into the RAD classes even if you complete all of the general education classes.

Points Calculation Chart

Grade	ENG-111	ENG-112	PSY-150	HUM	MAT-110	BIO-163
A	12	12	12	12	12	12
B	10	10	10	10	10	10
C	8	8	8	8	8	8

- Points are only awarded for the RAD general education classes.
- The better the grade, the more points you will earn. The more points you earn, the more competitive you will be.
- **However, please note that every semester is different, and we cannot predict what points you will need to be accepted into the Radiography program.**

Program Application Deadlines

Radiography Program entry	Program Application Deadline
Fall (August)	January 31 st . Points will be awarded for classes completed through fall semester of prior year.
Spring (January)	July 31 st . Points will be awarded for classes completed through summer semester of the same year.

What can you do to make sure you are competitive?

- **One of the most common mistakes a student makes is taking too many classes.** When you are registering for classes, don't take more classes than you can successfully make "A"s and "B"s.
- To be competitive for our Radiography program, you will probably need at least a 3.5 GPA in the program-specific general education classes and score at least a 71% or better on the ATI TEAS test.
- Self-motivation, self-discipline, time management, and the ability to prioritize are all essential ingredients to be successful in our Radiography program.
 - Plan your schedule
 - Make a weekly to-do list
 - Prioritize your work
 - Break large tasks into their smaller components
 - Set goals and deadlines for projects
 - Avoid perfectionism and procrastination
 - Honestly assess the amount of time you waste



What's next?

We've covered the information about how to be accepted into Wake Tech's Radiography program.

If you want to proceed, what are your next steps?



Next Steps

All applicants need to complete the following:

- ☐ Take the Test of Understanding. Score a 100% or better to verify you completed this session.
- ☐ Submit a Wake Tech application
- ☐ Submit official educational transcripts
- ☐ Email hsadvising@waketech.edu to let us know the above 3 steps are completed

If you have completed all classes and are ready to submit a Radiography program application:

- ☐ Submit the program application and all supporting documentation to hsadvising@waketech.edu
 - ☐ Submit official TEAS scores from ATI
 - ☐ Submit Nurse Aide verification

If you need to register for general education classes, meet requirements to register:

- ☐ Activate your Student Account
- ☐ Complete New Student Orientation
- ☐ Complete eLearning Intro to be able to register for virtual classes
- ☐ Schedule an appointment with a Health Sciences Admissions/Academic Advisor
- ☐ Apply for Financial Aid, if needed

Registering for non-RAD classes

Once you have been accepted to Wake Tech as a pre-Radiography student, you can register for the general education classes.

- Wake Tech has 3 semesters:
 - Fall semester (begins in August) – 16 weeks
 - Spring semester (begins in January) – 16 weeks
 - Summer semester (begins in May) –10 weeks
- Check the Registrar's web page for Registration priority dates
- If you need academic advising, schedule an appointment with a Health Sciences Advisor.

Remember, you CANNOT register/take RAD classes

- Competitive admission to take RAD classes
- Must submit the program application
- Only students with the most points can register for RAD classes.



Important considerations before applying to Wake Tech's Radiography program

Clinical requirements

- Clinical sites require documentation of criminal background checks, drug testing, and health and immunization information. Wake Tech requires this information to be on file for each health science student before they begin the clinical portion of their health science program of study. Results of these tests could impact your ability to complete nursing clinical courses and therefore your ability to meet radiography program requirements or completion
 - **Physical Examination Form**
 - **Immunization Records (including flu and covid vaccines)**
 - **Criminal Background Checks**
 - **Drug Testing**
 - **Current BLS CPR**
- Our Radiography program requires students to have health insurance coverage for clinical instruction. Students must provide proof of coverage.
- NOTE: Health and immunization requirements for clinical sites are frequently updated and subject to change. For more information contact Barbara Smith, Clinical Compliance Administrator, at basmith1@waketech.edu or 919-747-0105.

Time Commitment/ Course Requirements

- The Radiography program is considered to be a full-time commitment. It will be difficult to complete class, study, work and be successful.
 - Patient contact will be required.
 - You may see blood or other bodily fluids.
 - You may be required to stick things in places you'd never thought you'd have to stick something...example, performing a Barium Enema...just saying!
 - Training is physically demanding. Expect Standing and walking for 4 hours at a time while actively engaged in radiographic procedures. Pushing and moving stretchers and wheelchairs with patients from patient areas to procedure rooms. Pulling and moving patients to and from radiographic table. Lifting/carrying and attaching extra radiographic table components for specific procedures. Utilize good body mechanics. Pushing heavy mobile radiographic equipment throughout the hospital.
- Radiography classes are an important commitment and investment in the future. Be prepared for the dedication.

1 st Semester	Class hrs/week	Lab hrs/week	Clinical hrs/week	Total time in class/week	Study time hrs/week
RAD 110	2	3	0	5	10
RAD 111	3	3	0	6	12
RAD 151	0	0	6	6	12

Have questions? Contact us!

Health Sciences Admission and
Academic Advising

Perry Health Sciences Campus
2901 Holston Ln., Raleigh, NC

Email:

hsadvising@waketech.edu

Make an appointment at
advising.waketech.edu

