



# Accessing O'Reilly for Higher Education

---


*O'Reilly for Higher Education* offers a platform that includes technology and business ebooks, videos, learning paths, and exclusive O'Reilly content. Creating an O'Reilly account requires a Wake Tech email address. Ebooks on the platform are for supplemental and research purposes only and cannot be used as replacements for course textbooks.

## FIRST TIME USERS

1. Go to the Library Services website at <http://library.waketech.edu>.
2. Click on the **Search Databases** button.



[Find books and more](#)

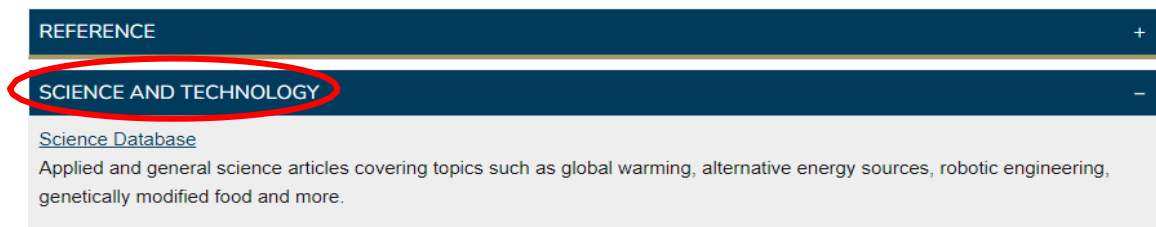


[Search databases](#)



[Research guides](#)

3. Scroll down to **Science and Technology**. Click on Science and Technology to expand the menu.



4. Click on *O'Reilly for Higher Education*. A new tab will open in your browser.

#### O'Reilly for Higher Education

O'Reilly for Higher Education offers a platform that includes critical tech and business e-books, videos, learning paths, exclusive content and more along with a personalized experience and new technologies, including a mobile app. [Login instructions](#)  
Books on the O'Reilly platform are not to be used as course textbooks. To purchase course textbooks, contact the Wake Tech bookstore.

5. On the O'Reilly welcome screen, click on the dropdown menu for **Select your Institution**. Then scroll down and select **Wake Tech Community College**.

## Sign in with your school or institution

School or institution name

Virginia Western Community College

Visvesvaraya Technological University

Vocational Training Council

Vocational Training Council (Staff)

Vocational Training Council (Students)


Wake Technical Community College

6. Enter your Wake Tech email and click **Sign In**. You'll be taken directly into the *O'Reilly for Higher Education* platform.

School or institution name

Wake Technical Community College

Email Address

 Sign in


7. Check your Wake Tech email account for an email from O'Reilly. In order to access *O'Reilly for Higher Education* in the future, you have to complete in the instructions in the email and finish setting up your account.

## RETURNING USERS

1. Go to the Library Services website at <http://library.waketech.edu>.
2. Click on the **Search Databases** button.



[Find books and more](#)

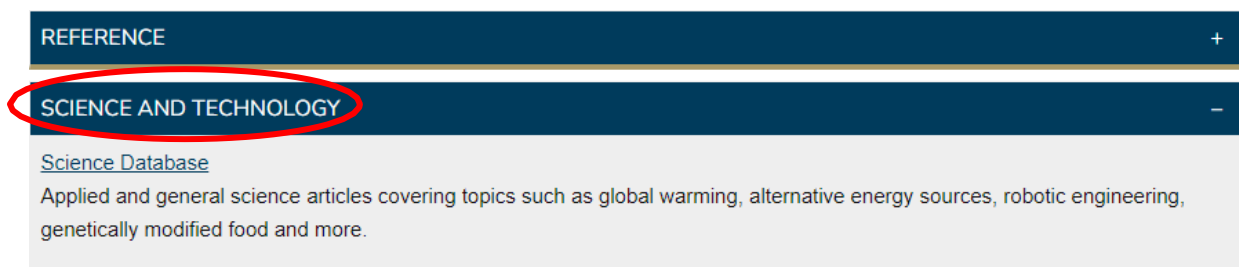


[Search databases](#)



[Research guides](#)

3. Scroll down to **Science and Technology**. Click on **Science and Technology** to expand the menu.



4. Click on *O'Reilly for Higher Education*. A new tab will open in your browser.

### [O'Reilly for Higher Education](#)

O'Reilly for Higher Education offers a platform that includes critical tech and business e-books, videos, learning paths, exclusive content and more along with a personalized experience and new technologies, including a mobile app. [Login instructions](#)

Books on the O'Reilly platform are not to be used as course textbooks. To purchase course textbooks, contact the Wake Tech bookstore.

- On the O'Reilly welcome screen, click on the dropdown menu for **Select your Institution**. Then scroll down and select **Wake Tech Community College**.

## Sign in with your school or institution

School or institution name

Virginia Western Community College

Visvesvaraya Technological University

Vocational Training Council

Vocational Training Council (Staff)

Vocational Training Council (Students)


Wake Technical Community College

- Enter your Wake Tech email and click **Sign In**. You'll be taken directly into the *O'Reilly for Higher Education* platform. Student emails will end with my.waketech.edu.

School or institution name

Wake Technical Community College

Email Address

 Sign in

- Then enter the password you created when you finished setting up your O'Reilly account. Click **Sign In**.

# Sign in

Email address

██████@waketech.edu [Change](#)

Password

[Forgot Password?](#)

Sign in

## FREQUENTLY ASKED QUESTIONS

### 1. It says my email address or password are incorrect. What do I do?

If this is your first time using *O'Reilly for Higher Education*, see the section above for First Time users.

If you've used *O'Reilly for Higher Education* before, click on the **Forgot Password** link on the login screen to reset your password.

## Sign in

Email address

██████████@waketech.edu [Change](#)

Password

[Forgot Password?](#)

Sign in

**2. I clicked on the O'Reilly link on the library website and brought up a blank, white screen. What happened?**

You likely did not sign out of *O'Reilly for Higher Education* the last time you used it. Visit <https://www.oreilly.com/> and click **Sign In**. You'll be taken directly into the *O'Reilly for Higher Education* platform. Make sure to sign out of your account after each session.



**3. I'm having trouble getting into *O'Reilly for Higher Education*. How do I get help?**

You can reach out to any Wake Tech Library staff member for assistance. For contact information, visit **Contact the Libraries** at <https://www.waketech.edu/student-services/libraries/staff>

**4. I'm a faculty member and I have some questions about *O'Reilly for Higher Education*. Who do I contact?**

For questions related to *O'Reilly for Higher Education*, contact Megan Rudolph at the RTP Campus Library.

**RTP Campus Library**  
[rtplibrary@waketech.edu](mailto:rtplibrary@waketech.edu)  
919.866.5762

**Megan Rudolph**  
[mrudolph@waketech.edu](mailto:mrudolph@waketech.edu)  
919.335.1402