

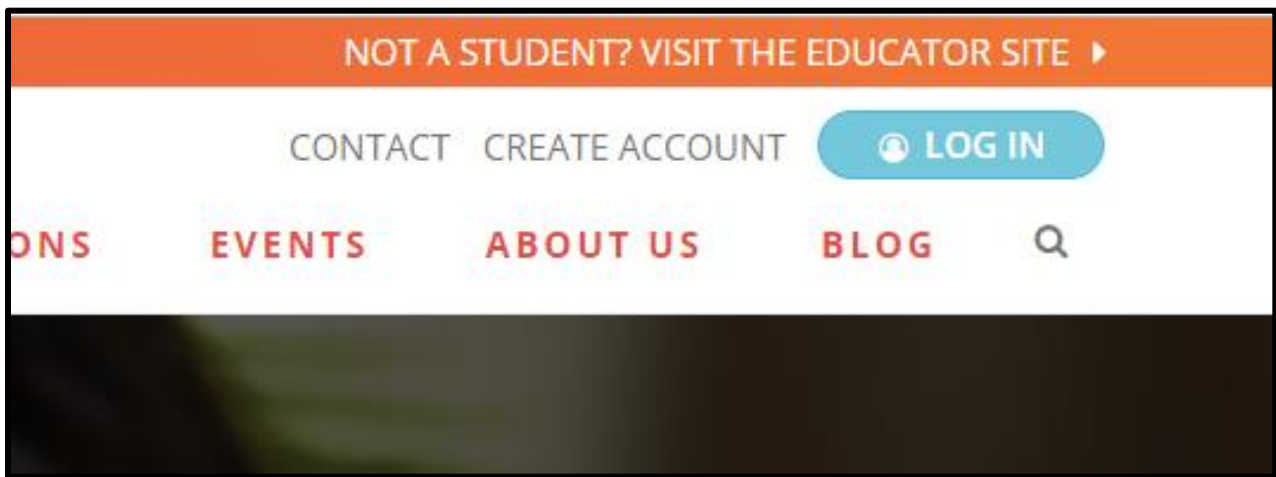
How to register for the seated TEAS exam at Wake Technical Community College

Please note only Wake Tech pre-Nursing, pre-Radiography or pre-Medical Sonography students can take the seated TEAS exam at Wake Technical Community College

Step 1: Verify you are eligible to test (You must be a Wake Tech student and follow our policy for retesting if you are testing again)

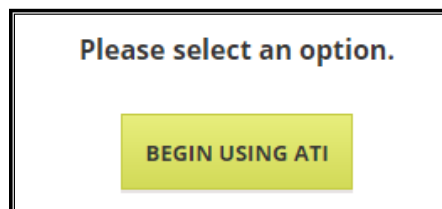
Step 2: Go to the webpage [Atitesting.com](https://atitesting.com).

Step 3: You will either create a new account **or** login using your existing credentials. You will see the options on the top right corner.

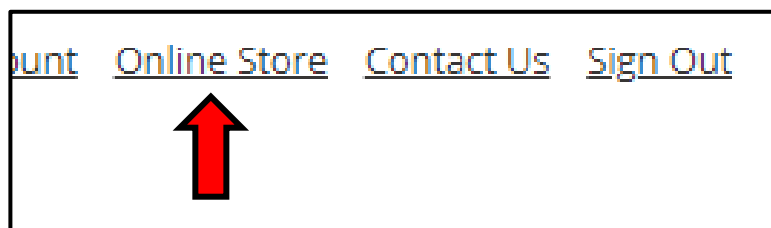


Step 4: If you are creating a new account, follow the steps below. If you already have an account, login and then skip to step 5.

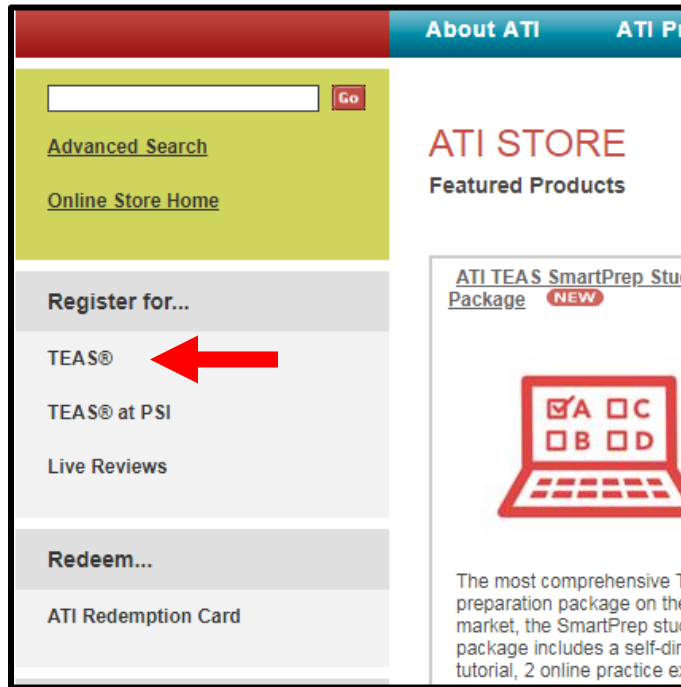
- A. Where it asks for Student ID, use your Wake Tech Student ID #
- B. For Institution, select Wake Tech CC
- C. For expected Graduation Date, estimate your graduation date. A guess is fine. Be sure to select the date through the pop up calendar after you type it in.
- D. Once you have finished creating an account, select the green **BEGIN USING ATI** button as pictured below



Step 5: Select Online Store on the top right of the webpage (pictured below)




Step 6: Under the “Register for...” section in the left column, select TEAS



Step 7: Under program type, input TEAS for Allied Health (regardless if you are applying for Nursing, Medical Sonography or Radiography). Select USA for Country, North Carolina for State and Raleigh for City.

A registration form with four dropdown menus: 'Program Type' (TEAS for Allied Health), 'Country' (USA), 'State' (North Carolina), and 'City' (Please Choose a City...). Below the dropdowns are 'Cancel' and 'Next' buttons.

Step 8: View the different dates available and **select “Learn More”** on the date you wish to test. Keep in mind when selecting a date that registration is **final**. This is the exam registration is not refundable and the date cannot be changed.



Step 9: After reading all the product details on the page, you will select register on the bottom and check out. Please make sure to check your email for the confirmation. If you need assistance, please email the Health Sciences Admissions and Advising team at hsadvising@waketech.edu