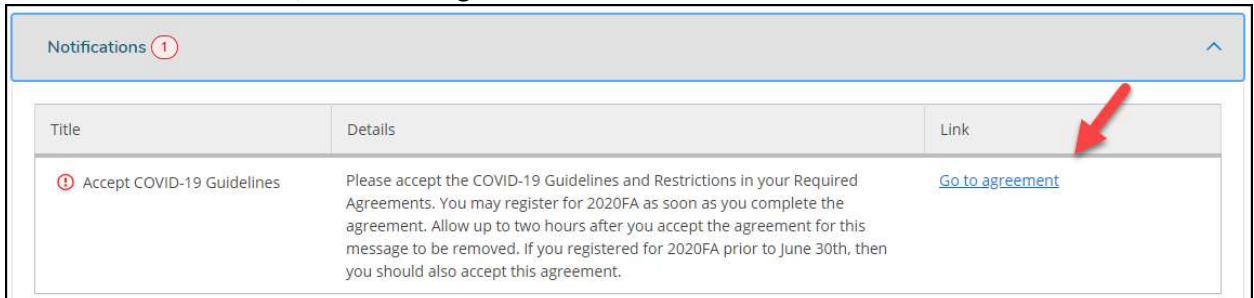



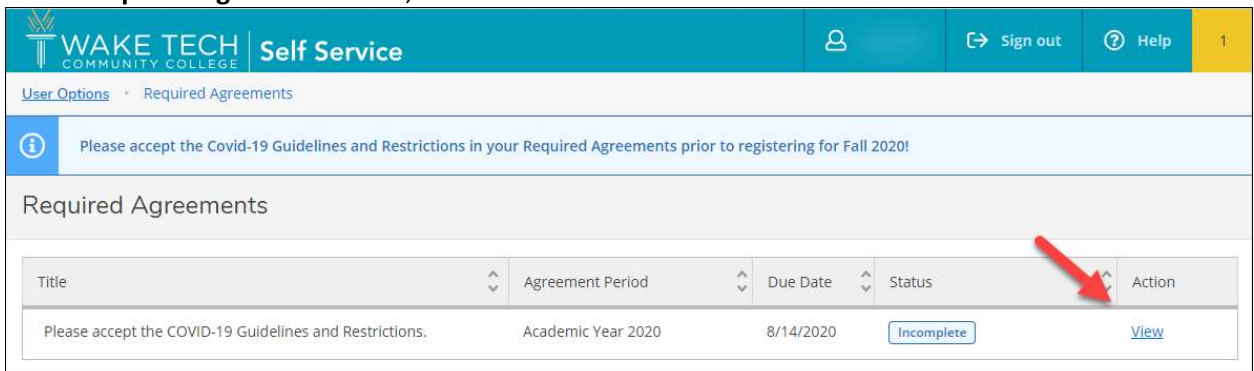
Here are the steps for completing your COVID-19 required agreement.

1. Log into **Self Service** ([selfserve.waketech.edu](http://selfserve.waketech.edu)).
2. In the **Notifications** area, click **Go to agreement**.



Title	Details	Link
 Accept COVID-19 Guidelines	Please accept the COVID-19 Guidelines and Restrictions in your Required Agreements. You may register for 2020FA as soon as you complete the agreement. Allow up to two hours after you accept the agreement for this message to be removed. If you registered for 2020FA prior to June 30th, then you should also accept this agreement.	<a href="#">Go to agreement</a>

3. In the **Required Agreements** area, click **View**.



WAKE TECH COMMUNITY COLLEGE | Self Service

User Options · Required Agreements

Please accept the Covid-19 Guidelines and Restrictions in your Required Agreements prior to registering for Fall 2020!

### Required Agreements

Title	Agreement Period	Due Date	Status	Action
Please accept the COVID-19 Guidelines and Restrictions.	Academic Year 2020	8/14/2020	Incomplete	<a href="#">View</a>

## COVID-19 Required Agreement

4. You will see the agreement. You have the option to **Accept** or **Decline**. If you decline the agreement, then you will need to register for fully online classes only.


Please accept the COVID-19 Guidelines and Restrictio...
✕

Incomplete
Print

I understand that I must wear a mask and maintain social distance in classrooms, hallways, and public spaces while on campus. Failure to do so will result in my removal from the course section or campus area. If I am not comfortable with this requirement, I will register for fully online sections. If I have a personal health condition that prohibits the wearing of a mask and where no other form of personal protective face covering or equipment is suitable based on my health condition, I will contact Disability Support Services at [dssaccommodationreq@waketech.edu](mailto:dssaccommodationreq@waketech.edu). If I need more information, I will contact Enrollment and Student Services at [answers@waketech.edu](mailto:answers@waketech.edu).

Cancel
Accept
Decline

5. After you accept or decline, you will see a green message that the agreement was updated. You may print a copy if you want.


**WAKE TECH**  
COMMUNITY COLLEGE
Self Service
👤
➔ Sign out
🔍 Help
2

[User Options](#) · [Required Agreements](#)

📘 Please accept the Covid-19 Guidelines and Restrictions in your

### Required Agreements

Title	Agreement Per
Please accept the COVID-19 Guidelines and Restrictions.	Academic Year

!

**Accept COVID-19 Guidelines**

Please accept the COVID-19 Guidelines and Restrictions in your Required Agreements. You may register for 2020FA as soon as you complete the agreement. Allow up to two hours after you accept the agreement for this message to be removed. If you registered for 2020FA prior to June 30th, then you should also accept this agreement.

[Go to agreement](#)

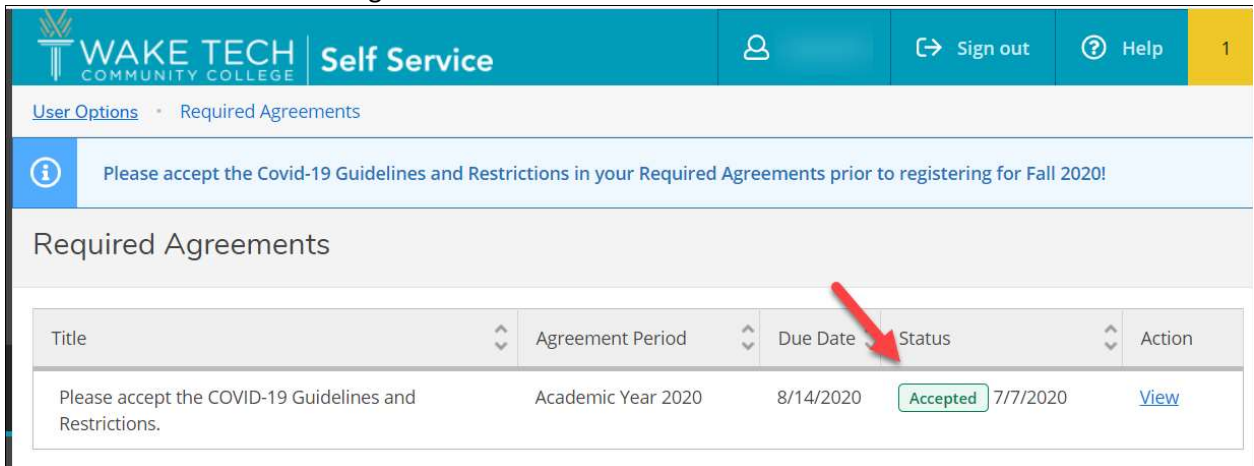
✔ Agreement updated. Would you like to print a copy of your agreement?

✔

Yes
No

© 2000-2020 Ellucian Company L.P. and its

6. You will see the status of the agreement.



The screenshot shows the 'Self Service' portal for Wake Tech Community College. At the top, there is a navigation bar with 'User Options' and 'Required Agreements' links. Below this is a notification banner: 'Please accept the Covid-19 Guidelines and Restrictions in your Required Agreements prior to registering for Fall 2020!'. The main content area is titled 'Required Agreements' and contains a table with the following data:

Title	Agreement Period	Due Date	Status	Action
Please accept the COVID-19 Guidelines and Restrictions.	Academic Year 2020	8/14/2020	Accepted	<a href="#">View</a>

7. If you accept the agreement, then you will be able to register for online classes or classes with a seated component. If you decline the agreement, then you may only register for online classes. You may register immediately after accepting or declining the agreement. Allow up to two hours for the system to remove the notification message.