

Institution: Wake Technical Community College (199856)  
User ID: P1998561

## Overview

### Institutional Characteristics Overview

Welcome to the Institutional Characteristics (IC) component. This component collects important information about your institution's mission, admissions, student services, and student charges.

Much of the data reported on IC appear on College Navigator. **Please report data correctly, as College Navigator is only updated one time after IC data have been reviewed, so errors may stay on the website for a full year.**

Additionally, the cost of attendance data are used to calculate the net price of attendance in the Student Financial Aid component. This has important implications for what students see about your institution, and also for the College Affordability and Transparency lists.

Remember, **it is the responsibility of the keyholder to provide NCES with accurate data about the institution.** Please never hesitate to call the IPEDS Help Desk and ask for help to make sure that you are reporting correctly!

#### Changes to This Year's Institutional Characteristics Component:

- **The prior year revision system for Institutional Characteristics is available ONLY for admissions data. Changes to cost can ONLY be made in the Student Financial Aid component.**

Reviews of the IC component data indicate a number of places where many people make errors. Please review the common errors listed below to ensure your institution does not make any reporting errors which may affect your institution's appearance to students and others.

- **Question 2 should only be marked 'YES' if your institution is EXCLUSIVELY distance education. Do not mark 'YES' if your courses/programs are also available in person.**
- **Do not try to outsmart fatal errors; this is falsifying data. Contact the Help Desk if you need an override, or fix the data.**
- **Make sure you understand ALL definitions before responding to questions. For example, understand what it means to be 'OPEN ADMISSION' before indicating whether your institution is or is not 'OPEN ADMISSION' and make sure that you are reporting for an 'ACADEMIC YEAR' or 'PROGRAM' as defined by IPEDS.**

&nbsp;

## Part A - Mission Statement

Data changed on this page cannot be saved and therefore will not be changed in the Prior Year system.

1. Provide the institution's mission statement or a web address (URL) where the mission statement can be found. Typed statements are limited to 2,000 characters or less. The mission statement will be available to the public on College Navigator.

Mission Statement URL:

Please begin URL with "http://" or "https://"

Mission Statement

 2. Are all the programs at your institution offered completely via distance education?


Yes

No

## Part B - Admissions and Estimated Enrollment


### 1. Does your institution have an open admission policy for all or most entering first-time degree/certificate-seeking undergraduate-level students?

If the only requirement for admission is a high school diploma or GED/other equivalent, your institution is still considered open admission. Institutions that require only an Ability to Benefit or similar test beyond the diploma/equivalent, and only reject a very small number of students based on the test, are also considered open admission.

 If your institution does not have an open admission policy, you will be expected to answer additional questions (B2, B3, and B4) regarding your admissions procedures and admissions yield.

Yes

No

 You may use the space below to provide context for the data you've reported above. These context notes will be posted on the College Navigator website, and should be written to be understood by students and parents.

## Part B - Estimated Fall Enrollment

**Data changed on this page cannot be saved and therefore will not be changed in the Prior Year system.**

### Estimated 2013 Fall Enrollment

*Provide an early estimate of the institution's fall enrollment for all levels offered. Levels should match those indicated 'Yes' in the IC Header survey. If you made an error in the IC Header survey, please contact the Help Desk.*

*These data will NOT appear in College Navigator, but will be made available via the IPEDS Data Center.*

Estimates should be based on the definitions used in the IPEDS Fall Enrollment component submitted during the spring collection (for academic institutions report an estimate of the students that are/will be enrolled as of October 15, 2013; for program reporter institutions report an estimate of students enrolled in your institution at any time between August 1 and October 31, 2013). Prior year (PY) Fall Enrollment counts are provided for reference.

	Full-time	FT PY Enrollment	Part-time	PT PY Enrollment	Total
<b>Undergraduate (academic or occupational programs)</b>	<input type="text" value="8,759"/>	7,641	<input type="text" value="12,438"/>	12,799	21,197
<b>Of undergraduates, those who are first-time, degree/certificate-seeking students</b>	<input type="text" value="1,982"/>	1,892	<input type="text" value="2,306"/>	1,742	4,288
<b>Graduate</b>	<input type="text"/>		<input type="text"/>		0

### Part C - Student Services - Special Learning Opportunities

#### 1. Does your institution accept any of the following? [Check all that apply]

<input checked="" type="checkbox"/>	<u>Dual credit</u> (college credit earned while in high school)
<input type="checkbox"/>	<u>Credit for life experiences</u>
<input checked="" type="checkbox"/>	<u>Advanced placement (AP) credits</u>
<input type="checkbox"/>	None of the above

#### 2. What types of special learning opportunities are offered by your institution? [Check all that apply]

<input checked="" type="checkbox"/>	ROTC
<input checked="" type="checkbox"/>	Army
<input type="checkbox"/>	Navy
<input type="checkbox"/>	Air Force
<input type="checkbox"/>	<u>Study abroad</u>
<input checked="" type="checkbox"/>	<u>Weekend/evening college</u>
<input type="checkbox"/>	<u>Teacher certification</u> (for the elementary, middle school/junior high, or secondary level)
	Do <b>not</b> include certifications to teach at the postsecondary level.
<input type="checkbox"/>	Students can complete their preparation in certain areas of specialization
<input type="checkbox"/>	Students must complete their preparation at another institution for certain areas of specialization
<input type="checkbox"/>	This institution is approved by the state for the initial certification or licensure of teachers
<input type="checkbox"/>	None of the above

### Part C - Student Services - Distance Opportunities

4. Which of the following selected student services are offered by your institution? [Check all that apply]

- Remedial services
- Academic/career counseling services
- Employment services for current students
- Placement services for program completers
- On-campus day care for children of students
- None of the above

5. Does your institution have its own library or are you financially supporting a shared library with another postsecondary education institution?


- Have our own library
- Do not have our own library but contribute financial support to a shared library
- Neither of the above

6. Indicate whether or not any of the following alternative tuition plans are offered by your institution.

- No
  - Yes
- Tuition guarantee
  - Prepaid tuition plan
  - Tuition payment plan
  - Other (specify in box below)

7. Please indicate at what level(s) your institution offers distance education opportunities (courses and/or programs).

- Undergraduate
- Graduate
- The institution does not offer distance education opportunities

 You may use the space below to provide context for the data you've reported above. These context notes will be posted on the College Navigator website, and should be written to be understood by students and parents.


### Part C - Disability Service

Please indicate the percentage of all undergraduates enrolled during fall 2012 who were formally registered as students with disabilities with the institution's office of disability services (or the equivalent office).

3 percent or less

More than 3 percent:

 %

 You may use the space below to provide context for the data you've reported above. These context notes will be posted on the College Navigator website, and should be written to be understood by students and parents.

## Part D - Student Charges Questions

**Data changed on this page cannot be saved and therefore will not be changed in the Prior Year system.**

### 1. Are all full-time, first-time degree/certificate-seeking students required to live on campus or in institutionally-controlled housing?

If you answer **Yes** to this question, you will not be asked to report off-campus room and board in the price of attendance (D11).

This is only a screening question, and your response does not show up on College Navigator.

If you make any exceptions to this rule, and have even one first-time, full-time student living off-campus, please answer **No** so that this does not cause conflicts with the Student Financial Aid survey. Making changes to the SFA component is very difficult and may lead to inaccurate reporting for your institution.

- No
- Yes, and we do not make **ANY** (even one) exceptions to this rule

### 2. Does your institution charge different tuition for in-district, in-state, or out-of-state students?

If you answer **Yes** to this question, you will be expected to report tuition amounts for in-district, in-state, and out-of-state students.

Please only select **Yes** if you really charge different tuition rates, or you will be reporting the same numbers 3 times.

- No
- Yes

### 3. Does your institution offer institutionally-controlled housing (either on or off campus)?

If you answer **Yes** to this question, you will be expected to specify a housing capacity, and to report a room charge or a combined room and board charge (D10).

- No
- Yes

Specify housing capacity for academic year 2013-14

### 4. Do you offer board or meal plans to your students?

If you answer **Yes** to this question, you will be expected to report a board charge or combined room and board charge (D10).

- No
- Yes - Enter the number of meals per week in the maximum meal plan available

- Yes - Number of meals per week can vary (e.g., students' charge meals against a meal card)



### Part D - Undergraduate Student Charges

Data changed on this page cannot be saved and therefore will not be changed in the Prior Year system.

If the institution charges an application fee, indicate the amount.

	Amount	Prior year
<u>Undergraduate application fee</u>	<input type="text"/>	0

#### 5. Charges to full-time undergraduate students for the full academic year 2013-14

Please be sure to report an average tuition that includes all students at all levels (freshman, sophomore, etc.).

	<u>In-district</u>	<u>Prior year</u>	<u>In-state</u>	<u>Prior year</u>	<u>Out-of-state</u>	<u>Prior year</u>
All full-time undergraduates						
Average tuition	<input type="text" value="2,288"/>	2,208	<input type="text" value="2,288"/>	2,208	<input type="text" value="8,432"/>	8,352
Required fees	<input type="text" value="197"/>	172	<input type="text" value="197"/>	172	<input type="text" value="197"/>	172

#### 6. Per credit hour charge for part-time undergraduate students

Please be sure to report an average per credit tuition that includes all students at all levels (freshman, sophomore, etc.).

	<u>In-district</u>	<u>Prior year</u>	<u>In-state</u>	<u>Prior year</u>	<u>Out-of-state</u>	<u>Prior year</u>
Per credit hour charge	<input type="text" value="72"/>	69	<input type="text" value="72"/>	69	<input type="text" value="264"/>	261

### Part D - Student Charges - Price of Attendance

**Data changed on this page cannot be saved and therefore will not be changed in the Prior Year system.**

#### 11. Cost of attendance for full-time, first-time undergraduate students:

Please enter the amounts requested below. These data will be made available to the public on College Navigator. If your institution participates in any Title IV programs (Pell, Stafford, etc.), you must complete all information. *Estimates of expenses for books and supplies, room and board, and other expenses are those from the **Cost of Attendance report** used by the financial aid office in determining financial need. Please talk to your financial aid office to get these numbers, to ensure that you are reporting correctly.*

ⓘ If the **2013-14 tuition and/or fees as reported on this page** for full-time, first-time students are covered by a tuition guarantee program, check the applicable box(es) under 'Tuition Guarantee'. Additionally, please indicate the maximum % increase that is guaranteed. *These numbers are expected to be fairly small. Please contact the Help Desk if you are confused about these values and how to report them.*

Charges for full academic year	2010-11	2011-12	2012-13	2013-14		
<b>Published tuition and required fees:</b>					ⓘ Tuition Guarantee (check only if applicable to entering students in 2013-14)	Guaranteed increase %
In-district						
Tuition	1,808	2,128	2,208	<input type="text" value="2,288"/>	<input type="checkbox"/>	<input type="text"/>
Required fees	82	82	102	<input type="text" value="197"/>	<input type="checkbox"/>	<input type="text"/>
Tuition + fees total	1,890	2,210	2,310	2,485		
In-state						
Tuition	1,808	2,128	2,208	<input type="text" value="2,288"/>	<input type="checkbox"/>	<input type="text"/>
Required fees	82	82	102	<input type="text" value="197"/>	<input type="checkbox"/>	<input type="text"/>
Tuition + fees total	1,890	2,210	2,310	2,485		
Out-of-state						
Tuition	7,952	8,272	8,352	<input type="text" value="8,432"/>	<input type="checkbox"/>	<input type="text"/>
Required fees	82	82	102	<input type="text" value="197"/>	<input type="checkbox"/>	<input type="text"/>
Tuition + fees total	8,034	8,354	8,454	8,629		
Books and supplies	1,500	1,500	1,500	<input type="text" value="1,850"/>		
<b>Off-campus (not with family):</b>						
Room and board	9,532	9,352	9,532	<input type="text" value="10,000"/>		
Other expenses	4,000	4,000	4,500	<input type="text" value="5,000"/>		
Room and board and other expenses	13,532	13,352	14,032	15,000		
<b>Off-campus (with family):</b>						
Other expenses	4,000	4,000	4,000	<input type="text" value="4,500"/>		

⊕ You may use the space below to provide context for the data you've reported above. These context notes will be posted on the College Navigator website, and should be written to be understood by students and parents.



## Part E - Athletic Association

Data changed on this page cannot be saved and therefore will not be changed in the Prior Year system.

### 1. Is this institution a member of a national athletic association?

- No
- Yes - Check all that apply
- National Collegiate Athletic Association (NCAA)
  - National Association of Intercollegiate Athletics (NAIA)
  - National Junior College Athletic Association (NJCAA)
  - United States Collegiate Athletic Association (USCAA)
  - National Christian College Athletic Association (NCCAA)
  - Other

### 2. If this institution is a member of the NCAA or NAIA, specify the conference FOR EACH SPORT using the pull down menu.

Sport	NCAA or NAIA member		Conference
Football	<input checked="" type="radio"/> No	<input type="radio"/> Yes-Specify	Select One ▾
Basketball	<input checked="" type="radio"/> No	<input type="radio"/> Yes-Specify	Select One ▾
Baseball	<input checked="" type="radio"/> No	<input type="radio"/> Yes-Specify	Select One ▾
Cross country and/or track	<input checked="" type="radio"/> No	<input type="radio"/> Yes-Specify	Select One ▾

**Summary****Institutional Characteristics Component Summary  
Academic Year Reporters**

IPEDS collects important information regarding your institution. All data reported in IPEDS survey components become available in the IPEDS Data Center and appear as aggregated data in various Department of Education reports. Additionally, some of the reported data appears specifically for your institution through the College Navigator website and is included in your institution's Data Feedback Report (DFR). The purpose of this summary is to provide you an opportunity to view some of the data that, when accepted through the IPEDS quality control process, will appear on the College Navigator website and/or your DFR. College Navigator is updated approximately three months after the data collection period closes and Data Feedback Reports will be available through the [Data Center](#) and sent to your institution's CEO in November 2014.

Please review your data for accuracy. If you have questions about the data displayed below after reviewing the data reported on the survey screens, please contact the IPEDS Help Desk at: 1-877-225-2568 or [ipedshelp@rti.org](mailto:ipedshelp@rti.org).

**GENERAL INFORMATION**

Mission Statement	<a href="http://www.waketech.edu/about-wake-tech/mission-statement">http://www.waketech.edu/about-wake-tech/mission-statement</a>
Are all the programs at your institution offered completely via distance education?	No
Special Learning Opportunities	ROTC (Army) Weekend/evening college
Student Services	Remedial services Academic/career counseling services Employment services for current students Placement services for program completers
Credit Accepted	Dual credit (college credit earned while in high school) Advanced placement (AP) credits
Undergraduate students enrolled who are formally registered with office of disability services	3 percent or less

**PRICING INFORMATION**

Estimated expenses for academic year for full-time, first-time students	2010-11	2011-12	2012-13	2013-14
In-district tuition and fees	\$1,890	\$2,210	\$2,310	\$2,485
In-state tuition and fees	\$1,890	\$2,210	\$2,310	\$2,485
Out-of-state tuition and fees	\$8,034	\$8,354	\$8,454	\$8,629
Books and supplies	\$1,500	\$1,500	\$1,500	\$1,850
Off-campus room and board	\$9,532	\$9,352	\$9,532	\$10,000
Off-campus other expenses	\$4,000	\$4,000	\$4,500	\$5,000
Off-campus with family other expenses	\$4,000	\$4,000	\$4,000	\$4,500
Average undergraduate student tuition and fees for academic year 2013-14	Tuition		Fees	
In-district	\$2,288		\$197	
In-state	\$2,288		\$197	
Out-of-state	\$8,432		\$197	
Alternative tuition plans	N/A			

**ADMISSIONS INFORMATION**

Open admission	Yes
----------------	-----

**Institutional Characteristics**

**Wake Technical Community College (199856)**

Source	Description	Severity	Resolved	Options
<b>Screen: Enrollment</b>				
Screen Entry	The number entered is outside the expected range of within 30% of the number reported by your institution in the prior year Fall Enrollment survey. Please correct your data or explain. (Error #11190)	Explanation	Yes	
Reason:	College has experienced an increase of first-time, degree/certificate-seeking PART TIME students. This could be due to job, family, and/or other student responsibilities outside of school.			