

Wake Technical Community College Facilities Growth

2012

- Building E (80,820 sq. ft.) on the Northern Wake Campus opened for students.
- Health Sciences 2 (105,283 sq. ft.) on the Health Science Campus opened for students.

2011

- With the acquisition of additional rental space at the Western Wake Campus, five “smart” classrooms were added with spaces for a total of 130 students. In addition, an ILC extension room for math tutoring was added as well as space for one faculty member and one staff member.
- Parking Deck was completed on the Health Science Campus providing 500 spaces to students and faculty.
- College purchased seven additional acres adjacent to the RTP Campus. The RTP Campus has now 94 total acres.

2010

- An additional 47,480 square foot section was added to the Public Safety Education Campus with the completion of the Phase II renovation. This was connected to the Phase I renovation (18,520 square feet) of the facility.
- The name of the Public Safety Training Center was officially changed to the Public Safety Education Campus, and the campus was approved by SACS.

2009

- Building D (74,900 sq. ft.) on the Northern Wake Campus opened for students.

2008

- Purchased property (82.289 acres) at 301 Watkins Road, Morrisville, NC 27560 (future site of RTP Campus)
- Northern and Western Wake Campuses were visited and approved by the Commission on Colleges of the Southern Association of Colleges and Schools (Substantive Change Committee Visit)

2007

- Opened Northern Wake Campus at 6600 Louisburg Road, Raleigh, NC. with three (Administration Building, Math and Science Building, Regional Plant Building) buildings (134,480 sq. ft.)
- Completed first stage of renovation (18,000 sq. ft.) on the 100,000 sq. ft. Public Safety Training Center at 321 Chapanoke Road, Raleigh, NC. Classes started Fall 2010.

2005

- Completed addition to Pucher and LeMay Halls (30,000 sq. ft.) and renamed facility Pucher-LeMay Hall.
- Purchased two office buildings at 321 Chapanoke Road (100,000 square foot)
- Moved Business and Industry Center to Millpond Village, 3434 Kildaire Farm Road, Cary, NC (36,000 sq. ft.) and renamed Western Wake Center

2004

- Completed Automotive and Heavy Equipment Technology Complex (40,906 sq. ft.)

Wake Technical Community College Facilities Growth

2003

- Completed Health Sciences Building (75,279 sq. ft.)
- Completed Engineering Technology Building (86,500 sq. ft.)

2002

- Opened Eastern North Carolina Plastics Technology Center (8,000 sq. ft.) in Zebulon, NC

2001

- Purchased 12 acres and constructed additional parking spaces on SR 2811

2000

- Opened Business and Industry Center (14,963 sq. ft. leased building) at 600 New Waverly Place, Cary, NC.

1998

- Purchased property (Wells Furniture Building) adjacent to the Main Campus at SR2811 adding 14,200 square feet for facilities inventory

1996

- Completed Student Education Building on Main Campus (110,000 sq. ft.)
- Expanded parking at the Health Sciences Campus

1993

- Opened News and Observer Adult Education Center (21,545 sq. ft. leased building) located on Capital Boulevard, Raleigh, NC.

1990-91

- Completed Child Care Center (16,600 sq. ft.)
- Completed Health Education Building (32,000 sq. ft.)

1988

- Completed Library Education Building (84,000 sq. ft.)

1987

- Completed Mechanical Technology Building (16,980 sq. ft.)

1982

- Completed Technical Education Building (40,860 sq. ft.) which included classrooms, laboratories, and an auditorium

1975

- A Student Services Building (28,066 sq. ft.) named in honor of Robert W. LeMay (served as President from 1966-1979)

Wake Technical Community College Facilities Growth

1974

- Completed a power mechanics laboratory building

1972

- Main Campus size increased to 76.64 acres
- Two buildings and approximately 3.5 acres adjacent to Wake Medical Center is dedicated by Wake County Commissioners for health education

1968

- Business education building (22,540 sq. ft.) named in honor of Leo Pucher (first Board of Trustees Chairman)
- Completed addition to vocational laboratories (36,405 sq. ft) and named in honor of Dr. I.E. Ready, Director of the Department of Community Colleges

1966-67

- Maintenance shop and laboratory building (8,900 sq. ft.) added to campus

1963


- W.W. Holding Industrial Education Center (Wake Tech) opens with one building (40,795 sq. ft.) on 30.8 acre tract at 9101 Fayetteville Road, Raleigh, NC
- Building named in honor of W.W. Holding (Wake County Board of Commissioner)
- W.W. Holding building expanded (43,348 sq. ft.)

FACILITIES GROWTH - NEW BUILDINGS

Northern Wake Campus Building E (80,820 sq. ft.)



Health Sciences 2 Building (105,283 sq. ft.)



FACILITIES GROWTH

Future RTP Site Property



SQUARE FEET OF ACADEMIC FACILITIES PER FTE STUDENT (Table 2)

The ratio of an institution's square footage of academic facilities to its full-time equivalent enrollment represents an important index of the instructional utilization of campus facilities. In this table, the FTE enrollments which are reported for the institutions in the NC Community College System include only credit enrollment generated in all inventoried spaces.

	2011	2010	2009	2008	2007	2006	2005
Wake Tech CC	60	63	66	67	72	75	70
Central Piedmont CC	100	99	90	95	100	118	107
Fayetteville CC	63	67	67	69	74	73	90
Guilford CC	70	70	77	83	83	92	95
System Average	85	82	83	93	95	98	95

Source: Facilities Inventory and Utilization Study 2011, State of North Carolina, The University of North Carolina Commission on Higher Education Facilities, Chapel Hill, North Carolina, May 2012

Average Weekly Room Hours of Instruction in Classroom (Table 3)

Average Weekly Hours of Instruction in Classroom is average number of hours that an institution's classrooms are used for instructional purposes each week.

For the purpose of this study, a classroom is defined as a room used to conduct classes that do not require special-purpose equipment for student use.

Daytime utilization is based on all classes with beginning times between and including 5:00 a.m. and 4:59 p.m.; nighttime utilization is based on all other classes. The "All Hours" section in Table 3 indicates the sum of the daytime and nighttime figures for the last six years.

	Daytime Hours	Night Hours	2011	2010	2009	2008	2007	2006	2005
WTCC	19.4	4.7	24.1	22.7	22.8	23.5	22.4	25.5	24.3
CPCC	13.6	4.2	17.8	18.6	20.2	19.6	18.1	16.4	16.6
Fayetteville CC	14.7	3.7	18.4	18.1	18.7	20.2	22.5	21.1	24.3
Guilford CC	16.3	4.5	20.8	22.3	20.1	20.5	18.6	20.0	19.4
System Average	14.5	4.0	18.5	18.7	18.5	18.5	19.1	19.4	20.0

Source: Facilities Inventory and Utilization Study 2011, State of North Carolina, The University of North Carolina Commission on Higher Education Facilities, Chapel Hill, North Carolina, May 2012.

*Wake Tech CC had the highest figure for 2011 (All Hours)

Average Weekly Room Hours of Instruction in Class Laboratories (Table 4)

Average Weekly Room Hours of Instruction in Class laboratories is the average number of hours that an institution's class laboratories are used for instructional purposes each week.

For purposes of this study, a class laboratory is defined as a room used primarily for regularly scheduled classes that require special-purpose equipment for student participation, experimentation, observation or practice in a field of study.

Daytime utilization is based on all classes with beginning times between and including 5:00 a.m. and 4:59 p.m.; nighttime utilization is based on all other classes. The "All Hours" section in Table 4 indicates the sum of the daytime and nighttime figures for the last five years.

	Daytime Hours	Night Hours	2011	2010	2009	2008	2007	2006
WTCC	15.6	4.1	19.7	19.8	18.1	20.3	16.4	18.3
CPCC	9.8	3	12.8	13.5	14.7	13	13.9	13.9
Fayetteville CC	11.4	2.5	13.9	13.3	14.2	14	15.9	15
Guilford CC	9.3	2.4	11.7	10.5	10.5	13.9	12.8	13.7
System Average	12	3.1	15.1	15.6	15.4	15.8	16.2	16.2

Source: Facilities Inventory and Utilization Study 2011, State of North Carolina, The University of North Carolina Commission on Higher Education Facilities, Chapel Hill, North Carolina, May 2012.

*Wake Tech CC had the highest figure for 2011 (All Hours)

Percent Student Station Utilization Classrooms and Class Laboratories (Table 7)

Percent student station utilization indicates the average percentage of student stations (seats) that are occupied when classrooms or class laboratories are in use. Percent student station utilization may also be referred to as the Station Occupancy Rate (SOR).

**The University of North Carolina standards are:
65% for classrooms and 75% for class laboratories.**

Classroom

	2011	2010	2009	2008	2007	2006
WTCC	68.4	65.4	65.9	63.3	53.5	53.8
CPCC	67.5	67.8	70.7	68.5	64.9	61.2
Fayetteville CC	40.6	40.3	44.2	39.5	33.6	37.3
Guilford CC	67.8	75.7	81.3	78.7	68.9	69.9
System Average	58.4	60	61.8	56.4	50.6	52.1

Laboratories

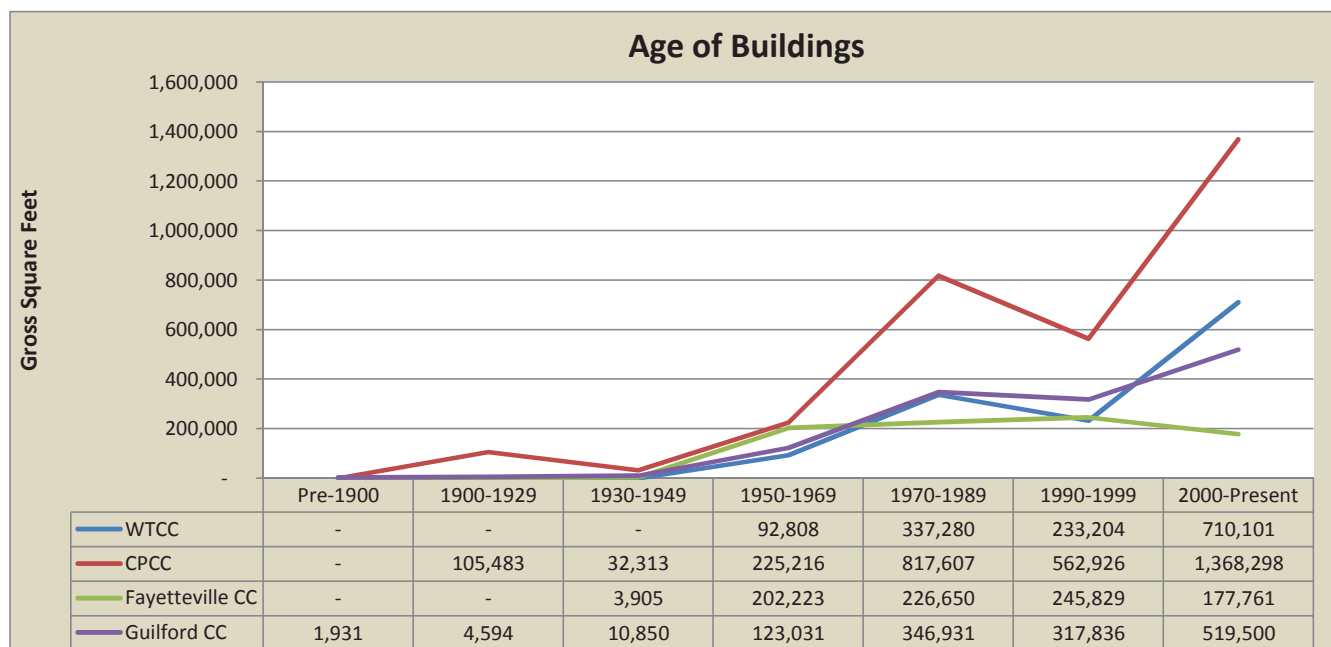
	2011	2010	2009	2008	2007	2006
WTCC	75.8	72.2	75.9	72.4	60.6	58.1
CPCC	63.8	61.5	65.7	65	65	60.7
Fayetteville CC	56.6	58.5	55.7	50.1	49.2	48.5
Guilford CC	65.6	73.7	75.4	69.4	59.8	66.8
System Average	61.7	62.1	63.7	56.2	51.1	52.4

Source: Facilities Inventory and Utilization Study 2011, State of North Carolina, The University of North Carolina Commission on Higher Education Facilities, Chapel Hill, North Carolina, May 2012.

Age of Buildings (Table 21)

This table reports the total gross square footage of North Carolina colleges by year of construction categories. For purposes of this study, the year of construction is defined as the year that the building was completed regardless of any later year of occupancy. **Although this table gives some indication of how new an institution's facilities are, it does not take into account renovations.**

Age of Buildings	Total Gross Square Feet	Period of Construction						
		Pre-1900	1900-1929	1930-1949	1950-1969	1970-1989	1990-1999	2000-Present
		GSF	GSF	GSF	GSF	GSF	GSF	GSF
WTCC	1,373,393				92,808	337,280	233,204	710,101
CPCC	3,111,843		105,483	32,313	225,216	817,607	562,926	1,368,298
Fayetteville CC	856,368			3,905	202,223	226,650	245,829	177,761
Guilford CC	1,324,673	1,931	4,594	10,850	123,031	346,931	317,836	519,500
System Total	26,008,497	40,885	448,601	294,550	3,398,406	9,323,519	4,962,702	7,539,834



Source: Facilities Inventory and Utilization Study 2011, State of North Carolina, The University of North Carolina Commission on Higher Education Facilities, Chapel Hill, North Carolina, May 2012.

**Wake Technical Community College
Main Campus - External Events
2012-2013**

Grand Totals for Fiscal Year July 2012 to June 2013

Guests Served: **5528**

Fees Collected: **\$13,400.00**

Fees Waived: **\$0**

52 requests denied due to lack of space

31 requests denied due to inappropriate event content such as requests to hold weddings, family reunions, church socials, dance recitals

29 events cancelled by requestor (mostly these were classroom reservations)

15 calls/email inquiries about using gym for high school wrestling tournaments, cheerleading tournaments and competitions, and similar events

25 requests routed to other WTCC campuses, mostly North Campus

July 2012	Event/Organization	# of Guests	Fees Collected	Fees Waived	Partnership with/
9 th	NC Department of Cultural Resources Workshop	28	Used classroom for free		
19 th	NCDOT Training	44	Used classroom for free		
25 th	HEP/Migrant Education Program Workshop	78			Hosted by Wake Tech
26 th	NC Community College Deans Meeting	72			Hosted by Wake Tech
Totals		222			

August 2012	Event/Organization	# of Guests	Fees Collected	Fees Waived	Partnership with/ Hosted by, Wake Tech
6 th	NCROTC	86	Used classroom for free		
7 th	Compass Group North America-testing	24	\$125.00		
27 th	Southern Expressway Landowners Meeting	72			Hosted by Wake Tech
Totals		132	\$125.00		

September 2012	Event/Organization	# of Guests	Fees Collected	Fees Waived	Partnership with/ Hosted by, Wake Tech
6 th	NCCCS Distance Learning Directors Institute	84			Hosted by Wake Tech
11 th	HP Medicaid Seminar	156	\$1,050.00		
19 th	NC 811 Safety Program Training	181	\$450.00		
19 th	HUB Outreach	64			Hosted by Wake Tech
25 th	HP Medicaid Seminar for NC	157	\$1,050.00		
27 th	North Carolina Military Business Center Import/Export Training	154	\$450.00		
28 th	NCSCLS Education Scientific Assembly	33			Hosted by Wake Tech
Totals		829	\$3,000.00		

October 2012	Event/Organization	# of Guests	Fees Collected	Fees Waived	Partnership with/ Hosted by, Wake Tech
4 th	Insurance Brokers Workshop-Will Lynchfield & Associates	37	\$125.00		
5 th	NC Clinical Lab Day Conference	154	\$850.00		
6 th	Insurance Brokers Workshop-Will Lynchfield & Associates	36	\$125.00		
9 th	Bank of America Dogwood Pcard Summit	162	\$450.00		
11 th	Insurance Brokers Workshop-Will Lynchfield & Associates	32	\$125.00		
11 th	NC 811 Safety Training Program	188	\$600.00		
13 th	Insurance Brokers Workshop-Will Lynchfield & Associates	33	\$125.00		
25 th	Wake Tech Small Business Center & NC Military Business Center Government Contracting Educational Seminar	148			Partnership/hosted by Wake Tech
Totals		790	\$2,400.00		

November 2012	Event/Organization	# of Guests	Fees Collected	Fees Waived	Partnership with/ Hosted by, Wake Tech
1 st	HP Medicaid Seminar/Training	189	\$1,150.00		
3 rd	Boy Scouts of America-University of Scouting Leadership Training	489	Used classrooms for free		
8 th	Wake County Government-Hire A Vet	207	\$150.00		Partnership with Wake Tech
10 th	Raritan District Meeting	268	\$650.00		
Totals		1153	\$1,950.00		

December 2012	Event/Organization	# of Guests	Fees Collected	Fees Waived	Partnership with/ Hosted by, Wake Tech
1 st	Praxis Review- for NC Teachers	49	\$125.00		
11 th	CAD workshop-That CAD Girl	208	\$1,350.00		
17 th	NC Division of Mental Health-Transition to Community Living Training	42	\$250.00		
18 th	NC Division of Mental Health-Transition to Community Living Training	41	\$250.00		
Totals		340	\$1,975.00		

January 2013	Event/Organization	# of Guests	Fees Collected	Fees Waived	Partnership with/ Hosted by, Wake Tech
8 th	NC Dept. of Public Instruction-Statewide Roundtable Meeting	219	\$450.00		
9 th	NCDOT- Pavement Reconstruction Project Business Opportunities Briefing	98	\$150.00		
Totals		317	\$600.00		

February 2013	Event/Organization	# of Guests	Fees Collected	Fees Waived	Partnership with/ Hosted by, Wake Tech
26 th	USEPA Environmental Training-Curtis Donatelli-Opacity Consultants	16	\$125.00		
28 th	Insurance Brokers Workshop-Retirement Planning-William Lynchfield Associates	18	\$125.00		
Totals		34	\$250.00		

March 2013	Event/Organization	# of Guests	Fees Collected	Fees Waived	Partnership with/ Hosted by, Wake Tech
5 th	Capitol Area Workforce Development-Extreme Entrepreneurship Tour	321	\$750.00		
9 th	Will Litchfield Associates-Retirement Planning Workshop	41	\$125.00		
19 th	NC Division of Public Health/Summer Food Service Program Potential Sponsor Training	154	\$750.00		
20 th	NC Division of Public Health/Summer Food Service Program Potential Sponsor Training	153			
Totals		669	\$1,625.00		

April 2013	Event/Organization	# of Guests	Fees Collected	Fees Waived	Partnership with/ Hosted by, Wake Tech
19 th	State Wide College Transfer Program Association Conference	127	\$300.00		
20 th	CMP Testing	26	\$125.00		
23 rd	Hazmat Workshop	119			Hosted by Wake Tech
26 th & 27 th	NC DHHS Summer Food Service Potential Sponsor Training Program	66 total 2 days	Used classroom for free		
30 th	Administrative Assistants Conference	68	\$325.00		
Totals		406	\$750.00		

May 2013	Event/Organization	# of Guests	Fees Collected	Fees Waived	Partnership with/ Hosted by, Wake Tech
11 th	PRAXIS Workshop-for NC Teachers	58	\$125.00		
22 nd	NC MBC Federal Construction Business Forum	456	\$600.00		
Totals		514	\$725.00		

June 2013	Event/Organization	# of Guests	Fees Collected	Fees Waived	Partnership with/ Hosted by, Wake Tech
6 th	NCDOC-Women in Corrections Meeting	22	Used classroom		
18, 19, 20	Wake County Government-Capitol Area Workforce Development	78 total	Used computer lab		
25 th	NCDOC-Women in Corrections Meeting	21	Used classroom		
Totals		122			

End of Report

**Wake Technical Community College
Western Wake Campus - External Events
2012-2013**

Total Event Reservations 114
Total Guests Served 3,985
Non-Profit & Government reservations 57
Rentals 57
Total Rental Fees \$6,975

Organization	Annual Usage	Event Description	Guest Total	Event Date	Room	Rental Fees
AAll	1	RTP Investment education meeting	80	07/14/12	118	\$150
Adult Financial Education Services	26	ABC's of Conservative Investing	20	7/12/2012	267	\$125
Adult Financial Education Services		ABC's of Conservative Investing	20	7/14/2012	267	\$125
Adult Financial Education Services		ABC's of Conservative Investing	20	7/19/2012	267	\$125
Adult Financial Education Services		ABC's of Conservative Investing	20	7/21/2012	267	\$125
Adult Financial Education Services		ABC's of Conservative Investing	20	7/26/2012	267	\$125
Adult Financial Education Services		Financial ABC's of Retirement Planning	40	1/24/13	101	\$150
Adult Financial Education Services		Financial ABC's of Retirement Planning	50	1/26/13	rotunda	\$250
Adult Financial Education Services		Financial ABC's of Retirement Planning	70	1/31/13	118	\$150
Adult Financial Education Services		Financial ABC's of Retirement Planning	50	2/2/13	rotunda	\$250
Adult Financial Education Services		Financial ABC's of Retirement Planning	40	2/7/13	101	\$150
Adult Financial Education Services		Financial ABC's of Retirement Planning	50	3/14/13	118	\$150
Adult Financial Education Services		Financial ABC's of Retirement Planning	50	3/16/13	rotunda	\$150
Adult Financial Education Services		Financial ABC's of Retirement Planning	50	3/21/13	118	\$150
Adult Financial Education Services		Financial ABC's of Retirement Planning	50	3/23/13	rotunda	\$250
Adult Financial Education Services		Financial ABC's of Retirement Planning	50	3/28/13	118	\$150
Adult Financial Education Services		Financial ABC's of Retirement Planning	50	5/2/13	118	\$150
Adult Financial Education Services		Financial ABC's of Retirement Planning	50	5/4/13	118	\$150
Adult Financial Education Services		Financial ABC's of Retirement Planning	50	5/9/13	118	\$150
Adult Financial Education Services		Financial ABC's of Retirement Planning	50	5/11/13	101	\$150
Adult Financial Education Services		Financial ABC's of Retirement Planning	50	5/16/13	118	\$150
Adult Financial Education Services		Financial ABC's of Retirement Planning	50	5/18/13	101	\$150
Adult Financial Education Services		Financial ABC's of Retirement Planning	25	6/6/13	240	\$125
Adult Financial Education Services		Financial ABC's of Retirement Planning	25	6/8/13	240	\$125
Adult Financial Education Services		Financial ABC's of Retirement Planning	25	6/13/13	240	\$125
Adult Financial Education Services		Financial ABC's of Retirement Planning	25	6/15/13	240	\$125
Adult Financial Education Services		Financial ABC's of Retirement Planning	25	6/20/13	240	\$125
Blueprint NC	1	VAN training	20	8/22/12	113	\$0
DDTI	1	People Planning Ahead	50	7/13/2012	118	\$0
DeVintage Homeowners Assoc	1	annual meeting	75	11/14/2012	118	\$0
Edward Jones Financial - Millpond tenant	3	Phone workshop academy	25	9/26/2012	rotunda	\$50
Edward Jones Financial - Millpond tenant		Phone workshop academy	25	1/23/13	rotunda	\$50
Edward Jones Financial - Millpond tenant		Phone Academy Training	25	5/20/13	rotunda	\$50
Fernwood Home Owners Association	1	annual meeting	15	2/2/13	103	\$0
HDSP	2	Implement Stroke Sys Care training	60	7/18/2012	118	\$0
HDSP		advisory council meeting	60	10/9/2012	118	\$0
Interior Design Society	2	Bi-Regional Managers Mtg.	35	12/7/12	101	\$0
Interior Design Society		CQWRID part II exam	3	12/8/12	120	\$0
Learning Express	2	meeting	15	9/24/2012	101	\$125
Learning Express		Jan store meeting	15	1/7/13	101	\$125
NC Community Action Association	1	NCCAA Training - non-profit organization	15	6/14/13	244	\$0
NC Department Aging & Adult Services	1	Dynamics of Mistreatment	40	6/14/13	101	\$0
NC Dept of Commerce	10	Bi-Regional Managers Mtg.	35	12/7/12	101	\$0
NC Dept of Commerce		Regional Training/Basic Employment Services	30	12/11/12	103	\$0
NC Dept of Commerce		training/meeting	20	6/13 - 6/14/13	200C	\$0
NC Dept of Commerce		training/meeting	20	6/20 - 6/21/13	200C	\$0
NC Dept of Commerce		training/meeting	20	6/27 - 28, 2013	200C	\$0
NC Dept of Commerce		SAA controls review	30	10/19/2012	101	\$0
NC Dept of Commerce		VET training	24	10/23/2012	113	\$0
NC Dept of Health & Human Services	2	Nutrition Education Planning Meeting	6	2/15/13	118	\$0
NC Dept of Health & Human Services		Nutrition Education Planning Meeting	6	4/4/13	101	\$0
NC Dept of Labor	1	training/meeting		6/4 & 6/5/13	118	\$0
NC Dept of Social Services	1	A + Risk Case Management training	40	4/3/13	101	\$0
NC Dept. of State Treasurer	1	Disability Income Plan of NC	20	12/13/12	120	\$0
NC Movers Association	1	NCMA Driver's Seminar	30	3/16/13	245	\$125
NC Safety Solutions	1	training workshop	30	8/18/2012	103	\$125
NCCCS		Accelerating Opportunity Training	30	12/7/12	118	\$0
NCCCS		Data Structure & Entry Steering Committee	20	12/13/12	262	\$0
NCCCS		Accelerating Opportunity Training	40	3/6/13	101	\$0
NCCCS		Accelerating Opportunity Training	40	3/7/13	101	\$0
NCCCS		Accelerating Opportunity Training	40	3/8/13	101	\$0
NCCCS		Integrating Career training	30	7/12/2012	101	\$0
NCCCS		Data Coordinators Meeting	22	7/12/2012	103	\$0
NCCCS - Career/College Readiness		Board Meeting	20	8/14/2012	103	\$0
NCCCS - Career/College Readiness		Board Meeting	20	8/14/2012	118	\$0
NCCCS - Career/College Readiness		Board Meeting	20	8/21/2012	118	\$0
NCCCS - North Carolina Community College System	11	Data Coordinator Team Meeting	20	9/17/2012	103	\$0
NCDOC - SAA - Darrin Ballard		Regional training	30	4/9/13	103	\$0
NCDOC - SAA - Darrin Ballard		Regional training	30	4/10/13	103	\$0
NCDOC - SAA - Darrin Ballard		Regional training	40	4/17/13	101	\$0

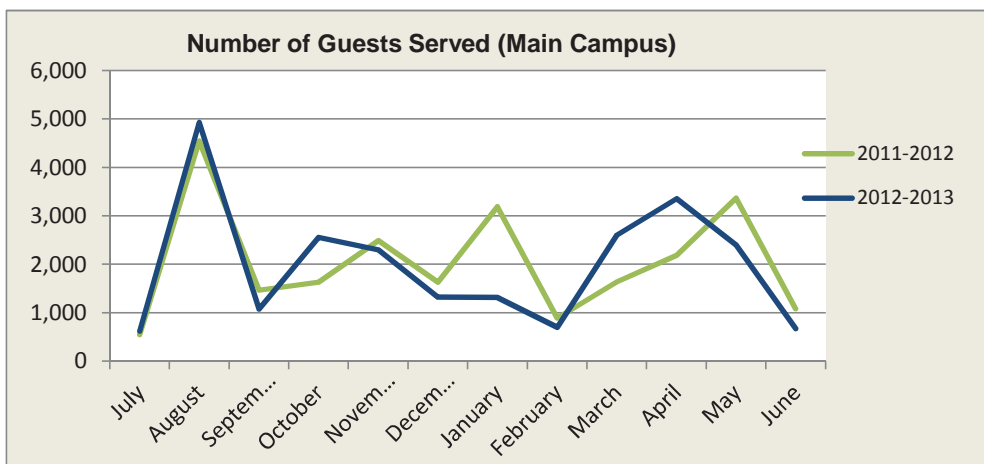
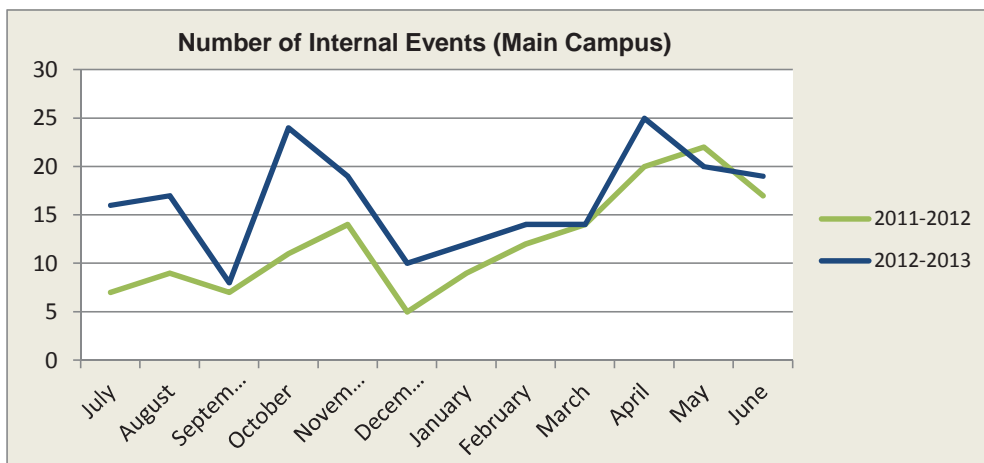
Organization	Annual Usage	Event Description	Guest Total	Event Date	Room	Rental Fees
NCDOL		OSHA training	50	10/12/2012	118	\$0
NCDOL		10 Hour Construction Awareness Course	65	4/11/13	118	\$0
NCDOL		10 Hour Construction Awareness Course	65	4/12/13	118	\$0
NCDOL		10 Hour Construction Awareness Course	65	5/22/13	118	\$0
NCDOL		10 Hour Construction Awareness Course	65	5/23/13	118	\$0
NCDOL - North Carolina Dept. of Labor	6	OSHA training	50	10/11/2012	118	\$0
NCDOT		ASR concrete workshop	70	11/19/12	118	\$0
NCDOT		Truckers Summit Training	100	3/15/13	118	\$0
NCDPS Correction Enterprises	2	Correction Enterprises Managers Safety Training	40	12/13/12	118	\$0
NCDPS Correction Enterprises		Manager's Safety Training	40	6/17/13	rotunda	\$0
New Neighbor Welcome Service	1	Training	12	8/1/2012	104	\$125
Occoneechee Council	1	board meeting	40	9/27/2012	118	\$0
Omega/Grayhawk homeowners	3	annual meeting	20	11/19/2012	118	\$0
Omega/Grayhawk homeowners		annual meeting	20	11/28/2012	101	\$0
Omega/Stonebridge Homeowners Assoc		annual meeting	50	2/11/13	118	\$0
Park @ West Lake Homeowners Assoc.	1	annual meeting	52	3/11/13	118	\$0
Riccobene Assoc	7	Doctor's meeting	16	9/5/2012	rotunda	\$50
Riccobene Companies - Millpond tenant		Doctor's meeting	20	7/26/2012	rotunda	\$100
Riccobene Companies - Millpond tenant		Doctor's meeting	17	8/29/2012	rotunda	\$50
Riccobene Companies - Millpond tenant		Company meeting	18	3/12/13	rotunda	\$50
Riccobene Companies - Millpond tenant		Internal tenant - company meeting	25	3/20/13	rotunda	\$50
Riccobene Companies - Millpond tenant		meeting	50	5/2/13	rotunda	\$50
Riccobene Companies - Millpond tenant		meeting	50	5/17/13	rotunda	\$50
Rotary Leadership Institute - Zone 33	1	Leadership Training	60	7/28/2012	118	\$0
Sherwin Williams - Millpond tenant	15	training/meeting	16	8/13/2012	120	\$125.00
Sherwin Williams - Millpond tenant		training/meeting	30	9/6/2012	rotunda	\$50.00
Sherwin Williams - Millpond tenant		meeting	40	10/4/2012	rotunda	\$100
Sherwin Williams - Millpond tenant		meeting	75	10/23/2012	rotunda	\$100
Sherwin Williams - Millpond tenant		training/meeting	30	11/16/2012	rotunda	\$100.00
Sherwin Williams - Millpond tenant		training/meeting	30	12/4/2012	rotunda	\$100.00
Sherwin Williams - Millpond tenant		training/meeting	30	12/5/2012	rotunda	\$100.00
Sherwin Williams - Millpond tenant		training/meeting	30	12/11/2012	rotunda	\$50.00
Sherwin Williams - Millpond tenant		training/meeting	30	12/12/2012	rotunda	\$50.00
Sherwin Williams - Millpond tenant		training/meeting	30	2/26/2013	rotunda	\$100.00
Sherwin Williams - Millpond tenant		training/meeting	30	4/11/2013	rotunda	\$100.00
Sherwin Williams - Millpond tenant		training/meeting	30	5/15/2013	rotunda	\$100.00
Sherwin Williams - Millpond tenant		training/meeting	30	5/22/2013	rotunda	\$100.00
Sherwin Williams - Millpond tenant		training/meeting	30	6/6/2013	rotunda	\$100.00
Sherwin Williams - Millpond tenant		training/meeting	20	4/3 - 4/5/13	rotunda	\$300
Tammy Lynn Center	1	Strategic Planning meeting	11	6/29/13	101	\$0
Toastmasters District 37 Division H	2	Spring 2013 Speech Contest	20	5/1/13	rotunda	\$0
Toastmasters International District 37		Area 73 Speech Contest	30	4/10/13	rotunda	\$0
Town of Stonebridge HO Assoc.	1	Homeowner's Assoc meeting	40	2/4/13	101	\$0
TREIA (Triangle Real Estate Invest. Assoc.)	1	Quickbooks training	35	11/17/2012	103	\$0
Withers & Ravenel - Craig Duerr	1	Neighborhood tract rezoning meeting	12	12/11/12	103	\$125

End of Report

Wake Technical Community College Main Campus - Internal Events

Main Campus - Internal Events	Events		Guests	
	2011-2012	2012-2013	2011-2012	2012-2013
July	7	16	550	623
August	9	17	4,545	4,930
September	7	8	1,467	1,079
October	11	24	1,635	2,559
November	14	19	2,490	2,300
December	5	10	1,630	1,320
January	9	12	3,190	1,318
February	12	14	895	700
March	14	14	1,640	2,605
April	20	25	2,189	3,360
May	22	20	3,367	2,399
June	17	19	1,085	675
	147	198	24,683	23,868

Source: Internal Events Department, July 2013.



End of Report