



Accessing O'Reilly for Higher Education


O'Reilly for Higher Education offers a platform that includes technology and business ebooks, videos, learning paths, and exclusive O'Reilly content. Creating an O'Reilly account requires a Wake Tech email address. Ebooks on the platform are for supplemental and research purposes only and cannot be used as replacements for course textbooks.

FIRST TIME USERS

1. Go to the Library Services website at <http://library.waketech.edu>.
2. Click on the **Search Databases** button.



[Find books and more](#)

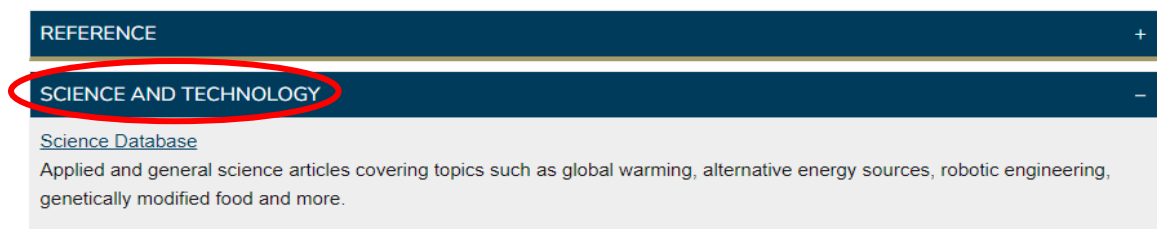


[Search databases](#)



[Research guides](#)

3. Scroll down to **Science and Technology**. Click on Science and Technology to expand the menu.



4. Click on *O'Reilly for Higher Education*. A new tab will open in your browser.

[O'Reilly for Higher Education](#)

O'Reilly for Higher Education offers a platform that includes critical tech and business e-books, videos, learning paths, exclusive content and more along with a personalized experience and new technologies, including a mobile app. [Login instructions](#)
Books on the O'Reilly platform are not to be used as course textbooks. To purchase course textbooks, contact the Wake Tech bookstore.

5. On the O'Reilly welcome screen, click on **Institution not listed?**

6. Enter your Wake Tech email and click **Let's Go**. You'll be taken directly into the *O'Reilly for Higher Education* platform.

O'REILLY®

Welcome! Get instant access through
your library.

 Your academic email:

Already a user?

We will use your personal data in accordance with our [Privacy Policy](#).

Let's Go


7. Check your Wake Tech email account for an email from O'Reilly. In order to access *O'Reilly for Higher Education* in the future, you have to complete in the instructions in the email and finish setting up your account.

RETURNING USERS

1. Go to the Library Services website at <http://library.waketech.edu>.
2. Click on the **Search Databases** button.



Find books and more



Search databases



Research guides

3. Scroll down to **Science and Technology**. Click on **Science and Technology** to expand the menu.

REFERENCE +

SCIENCE AND TECHNOLOGY -

[Science Database](#)

Applied and general science articles covering topics such as global warming, alternative energy sources, robotic engineering, genetically modified food and more.

4. Click on *O'Reilly for Higher Education*. A new tab will open in your browser.

[O'Reilly for Higher Education](#)

O'Reilly for Higher Education offers a platform that includes critical tech and business e-books, videos, learning paths, exclusive content and more along with a personalized experience and new technologies, including a mobile app. [Login instructions](#)
Books on the O'Reilly platform are not to be used as course textbooks. To purchase course textbooks, contact the Wake Tech bookstore.

5. On the O'Reilly welcome screen, click on **Institution not listed?**

O'REILLY®

Welcome! Get instant access through
your library.

Select your institution



[Institution not listed?](#)

We will use your personal data in accordance with our [Privacy Policy](#).

6. Click on **Already a user?**

O'REILLY®

Welcome! Get instant access through your library.

Your academic email:

Already a user?

We will use your personal data in accordance with our [Privacy Policy](#).

Let's Go

7. Enter your Wake Tech email address and the password you created when you finished setting up your O'Reilly account. Click **Continue**.

O'REILLY®

Sign In

Email address

Continue

Don't have an account? [Start a free trial](#)

Looking for the Member's Library? [Sign in here](#) to access your ebook and video purchases.

8. Then enter your password and click **Sign In**. Student emails will end with my.waketech.edu.

Sign In

Email address

@waketech.edu [Change](#)

[Forgot Password?](#)

Sign In

FREQUENTLY ASKED QUESTIONS

1. **It says my email address or password are incorrect. What do I do?**

If this is your first time using *O'Reilly for Higher Education*, see the section above for First Time users.

If you've used *O'Reilly for Higher Education* before, click on the **Forgot Password** link on the login screen to reset your password.

Sign In

Email address

@waketech.edu [Change](#)

[Forgot Password?](#)

Sign In

2. I clicked on the O'Reilly link on the library website and brought up a blank, white screen. What happened?

You likely did not sign out of *O'Reilly for Higher Education* the last time you used it. Visit <https://www.oreilly.com/> and click **Sign In**. You'll be taken directly into the *O'Reilly for Higher Education* platform. Make sure to sign out of your account after each session.

O'REILLY®

TEAMS ▾

INDIVIDUALS

FEATURES ▾

BLOG

CONTENT SPONSORSHIP



[SIGN IN](#)

[Try Now >](#)

3. I'm having trouble getting into *O'Reilly for Higher Education*. How do I get help?

You can reach out to any Wake Tech Library staff member for assistance. For contact information, visit **Contact the Libraries** at <https://www.waketech.edu/student-services/libraries/staff>

4. I'm a faculty member and I have some questions about *O'Reilly for Higher Education*. Who do I contact?

For questions related to *O'Reilly for Higher Education*, contact Megan Rudolph at the RTP Campus Library.

RTP Campus Library
rtplibrary@waketech.edu
919.866.5762

Megan Rudolph
mrudolph@waketech.edu
919.335.1402